

Product: **K2 GRP Fire Rated Up To -/90/90sm Hinged Double Transom Doorset**

Product Code: **K2_GRP90_HT**

Fire Resistance Rating: **Up To -/90/90sm**

Leaf Sizes & Wall Types

Wall Type	Maximum Leaf Height	Maximum Leaf Width	Max Transom Panel Size (W x H)	Test Report Reference
Steel Stud With Fyreline Gib Linings	2400mm	1200mm	2400mm x 1200mm	#PF26003
Precast	2400mm	1200mm	2400mm x 1200mm	#PF26003
Block	2400mm	1200mm	2400mm x 1200mm	#PF26003

Nominal Leaf Thickness: **50mm**

Acoustic Rating: **N/A**

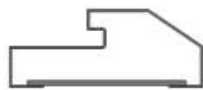
Facings: **GRP Fiberglass**

Threshold Sill Types

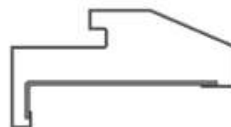
The following sill profiles are available for this rated door set.



K2-2Lip Removable Sill



K2-2Lip Fixed Sill



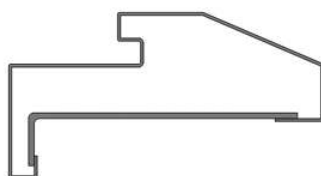
K2-4Lip Fixed Sill

Door Frames / Jambs

Below is available options for this door set. K2 Doors can offer this range in both steel and stainless steel.



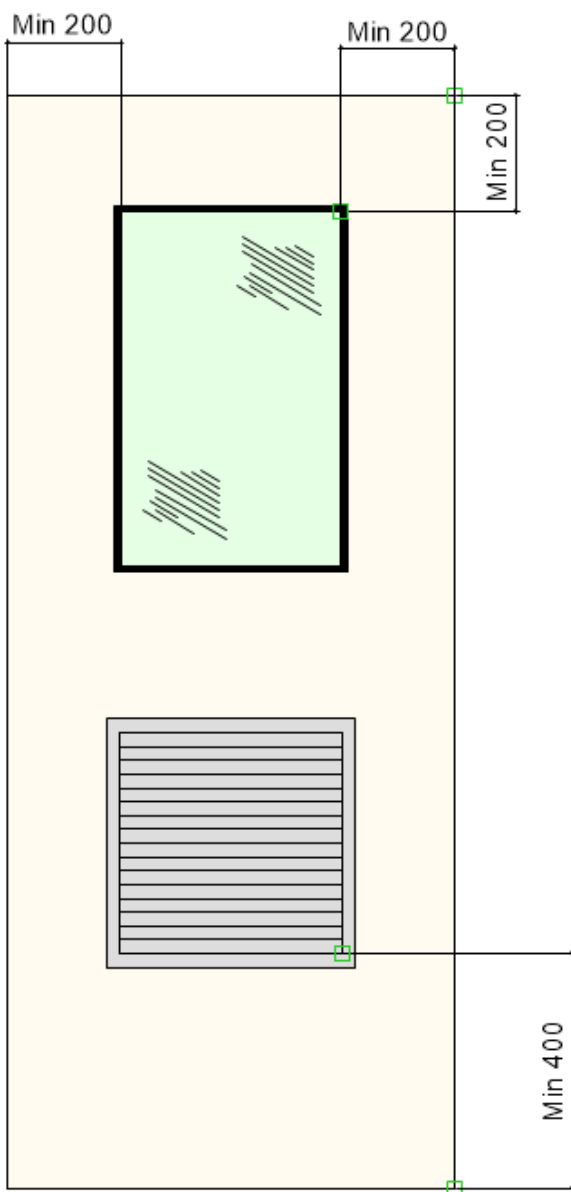
K2-2Lip



K2-4Lip

Wall Type	K2-2Lip	K2-4Lip	Jamb Type	Test Report Reference
Steel Stud With Fyreline Gib Linings	Min 116mm	Min 165mm	Stainless Steel	#PF26003
	Max 200mm	Max 200mm	Steel	
Precast	Min 116mm	Min 165mm	Stainless Steel	#PF26003
	Max 200mm	Max 200mm	Steel	
Block	Min 116mm	Min 165mm	Stainless Steel	#PF26003
	Max 200mm	Max 200mm	Steel	

Vision Panels & Grilles



Glazed Vision Panels Are Available As Per Below.

Glass Type: **Schott Pyranova 30 #PF21004 & #AR25091**

Maximum Glazed Area: **0.27m²**

Beading Options: **Flush Glazed**

Qty Of Vision Panels: **1 Vision Panel Is Permitted Per Leaf**

Door Grilles Are Available As Per Below

Grille Type: **Kilargo IFD-D-450/450 #PF21004 & AR25091**

Available Size: **450mm x 450mm**

Qty Of Grilles: **1 Grille Is Permitted Per Leaf**

Note: **Doorsets With Door Grilles Cannot Be Certified As Smoke Control Doorsets**



K2 Doors
5 Redruth Street Timaru, New Zealand
www.k2doors.co.nz
k2doors@jedennison.co.nz
+64 3 6880029

Technical Compliance Statement:

This door set complies with NZS 4520:2010 if correctly installed into a compliant fire-resistant wall type as per K2 Doors installation instructions and fitted with approved hardware for this product.

This door set has been tested to AS 1530.4:2014 as referenced in NZS 4520:2010.

This door is not tested for water ingress in exterior installations, and we make no statement to its suitability under NZBC E2 “External Moisture”

*Updated May 2026

This Document supersedes any previous revisions. Prior versions must not be used, referenced, or distributed, and should be deleted or destroyed to avoid confusion or inconsistency.